

OPEN SOURCE CONSOLE



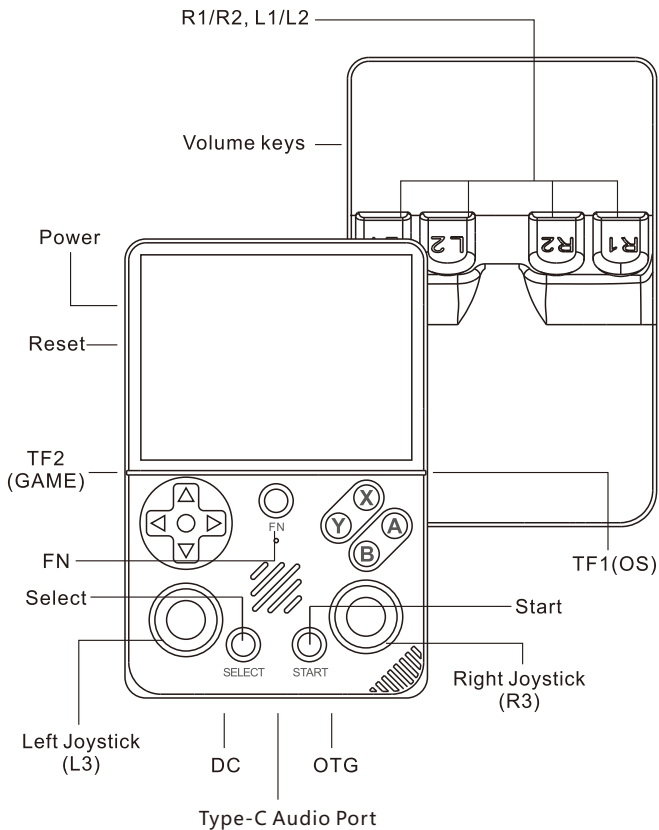
Package contents:

1x RG36 PRO

1x Type-c charging Cable

1x User Manual

RG36 PRO DESCRIPTION






KEY FUNCTION

(key combinations in games)

Adjust Brightness:

 Rightjoystick (R3) +   Up/Down on the D-Pad



Save/Load Game:

 Select Button +   L1/R1

Save/Position:

 Select Button +   Up/Down on the D-Pad



Exit Game:

 Select Button +  Start Button

Access RetroArch Menu:

 Select Button +  X Button /  Left joystick (L3) +  Right joystick (R3)

Pause Game:

 Select Button +  A Button

Restart Game:

 Select Button +  B Button

STARTUP/SHUTDOWN AND TF CARD USAGE

1. Be sure to insert the system card into the TF1-0s slot before powering on the device. Then, press the power button to start the device and access the system.

2. Insert the TF card containing your copied game data into the TF2-GAME slot. After booting into the system, go to (OPTIONS-ADVANCED-SWITCH TO SD2 FOR ROMS). This action will display the contents of your game card.

Please note:

**If you power on the device without a system card, it will only display a yellow light without any screen. In this case, insert the system card and press the Reset button to access the system.

**If you have selected SD2 in the software settings and then remove the TF2-GAME card before booting, the system will also not start.

CHARGING

1. When the console's red light starts blinking, it's time to charge the device. connect the Dc charger, and the indicator light will turn solid red.

2. If you neglect to charge the device when the red light begins blinking and it eventually runs out of power after approximately 1 hour, the console will automatically shut down. To restart, press and hold the power button for 12 seconds until the green light goes off. Then, charge it for about an hour before you can power it on again. So, it's important to charge it promptly!

SPECIFICATIONS

CPU: 64-bit , Quad-Core A35, up to 1.5GHz

GPU: Mali-G31MP2,520MHZ;

Input: 5V/2A

Battery capacity: 3000 mAh

Operating temperature: 5°C-35°C(41°F-95°F);

Screen: iPS, 3.5 inches, full lamination process, 640x480 pixel resolution

Max storage: Up to 256GB;

System: ArkOS



MADE IN CHINA